



District Report Card: 2017


State: Maharashtra	District: Amravati
Class: 3	Subject: Language
Schools: 60	Students: 1164


Participation/Coverage


Students

 GENDER	Boys		Girls	
	Number	%	Number	%
	580	49.83	584	50.17

 AREA	Rural		Urban	
	Number	%	Number	%
	644	55.33	520	44.67

 CATEGORY	SC		ST		OBC		GEN	
	Number	%	Number	%	Number	%	Number	%
	194	16.67	252	21.65	349	29.98	369	31.70

 CWSN	LD	VI	HI	S&LD	ID	Oth
	0	11	0	1	2	40

 Management	Government		Government-aided	
	Number	%	Number	%
	771	66.24	393	33.76

Average Performance of Students in Language (%)

Overall	Gender		Area		Management		Social Group			
	Male	Female	Rural	Urban	Govt.	Aided	SC	ST	OBC	GEN
61.88	59.30	64.44	62.56	61.04	62.27	61.10	60.82	58.36	65.20	61.70

Performance on Learning Outcomes (LOs)

Learning Outcomes	Description	Average Performance(%)
L304	Reads small texts with comprehension i.e., identifies main ideas, details, sequence and draws conclusions	63.81
L312	Reads printed scripts on the classroom walls: poems, posters, charts etc.	58.01

Range of Performance of Students who Answered Correctly							
Below 30%		30% - 50%		50% - 75%		Above 75%	
Number	%	Number	%	Number	%	Number	%
140	12.03	222	19.07	413	35.48	389	33.42

Lowest Performing Learning Outcomes (LOs)

1 - Reads printed scripts on the classroom walls: poems, posters, charts etc. (58.01)

2 - Reads small texts with comprehension i.e., identifies main ideas, details, sequence and draws conclusions (63.81)